























HALO GLS: COMPARAZIONE CON LA TRADIZ. LAMPADA INCANDESCENTE
HALO GLS: COMPARATIVE ANALYSIS WITH TRADITIONAL INCANDESCENT LAMP

LIFE ENERGY	TRADITIONAL LAMP
<p>HALO GOCCIA CH HALO STANDARD CLARA E27 - 2.000H</p>  <p>28W → 40W 42W → 60W 70W → 100W</p> <p>-30% ENERGY</p>	<p>GOCCIA CH STANDARD STANDARD CLARA E27 - 1.000H</p> 
<p>HALO GOCCIA ARG. CH HALO STANDARD PLATEADA E27 - 2.000H</p>  <p>28W → 40W 42W → 60W 70W → 100W</p> <p>-30% ENERGY</p>	<p>GOCCIA ARG. CH STAN. STANDARD PLATEADA E27 - 1.000H</p> 
<p>HALO GOCCIA ARG. SM HALO STANDARD PLATEADA E27 - 2.000H</p>  <p>28W → 40W 42W → 60W 70W → 100W</p> <p>-30% ENERGY</p>	<p>GOCCIA ARG. SM STAN. STANDARD PLATEADA E27 - 1.000H</p> 
<p>HALO SFERA CH HALO BALL LAMP E14 - 2.000H</p>  <p>28W → 40W 42W → 60W</p> <p>-30% ENERGY</p>	<p>SFERA CH STANDARD BALL LAMP E14 - 1.000H</p> 
<p>HALO SFERA CH HALO BALL LAMP E27 - 2.000H</p>  <p>28W → 40W 42W → 60W</p> <p>-30% ENERGY</p>	<p>SFERA CH STANDARD BALL LAMP E27 - 1.000H</p> 
<p>HALO OLIVA CH HALO CANDLE CL E14 - 2.000H</p>  <p>28W → 40W 42W → 60W</p> <p>-30% ENERGY</p>	<p>OLIVA CH STANDARD CANDLE STANDARD E14 - 1.000H</p> 

LIFE ENERGY	TRADITIONAL LAMP
<p>HALO TORTIGLIONE CH HALO TWISTED CANDLE CL E14 - 2.000H</p>  <p>28W → 40W 42W → 60W</p> <p>-30% ENERGY</p>	<p>TORTIGLIONE CH TWISTED CANDLE CL E14 - 2.000H</p> 
<p>HALO GLOBO CH E27 - 2.000H</p>  <p>28W → 40W 42W → 60W 70W → 100W</p> <p>-30% ENERGY</p>	<p>GLOBO CH E27 - 2.000H</p> 
<p>HALO R50 E14 - 2.000H</p>  <p>28W → 40W</p> <p>-30% ENERGY</p>	<p>R50 STANDARD E14 - 1.000H</p> 
<p>HALO R63 E27 - 2.000H</p>  <p>28W → 40W 42W → 60W</p> <p>-30% ENERGY</p>	<p>R63 STANDARD E27 - 1.000H</p> 
<p>HALO R80 E27 - 2.000H</p>  <p>42W → 60W 70W → 100W</p> <p>-30% ENERGY</p>	<p>R80 STANDARD E27 - 1.000H</p> 

HALO ENERGY: COMPARAZIONE CON LA TRADIZIONALE LAMPADA ALOGENA
HALO ENERGY: COMPARATIVE ANALYSIS WITH TRADITIONAL HALOGEN LAMP

LIFE ENERGY		TRADITIONAL LAMP	
HALO G4 G4 - 6.000H -20% ENERGY	8W → 16W	G4 ALOGENA G4 - 2.000H	10W → 20W
HALO GY6,35 GY6,35 - 6.000H -20% ENERGY	28W → 40W	GY6,35 ALOGENA GY6,35 1.500H	35W → 50W
HALO G9 G9 - 2.000H -20% ENERGY	33W → 48W	G9 ALOGENA G9 - 1.000H	40W → 60W
HALO MR16 GU5,3 - 4.000H -20% ENERGY	16W → 28W → 40W	MR16 ALOGENA GU5,3 1.500H	20W → 35W → 50W
HALO MR11 GU4 - 4.000H -20% ENERGY	16W → 28W	MR11 ALOGENA GU4 1.500H	20W → 35W
HALO GU10 GU10 - 2.000H -20% ENERGY	40W	GU10 ALOGENA GU10 2.000H	50W
HALO LINEARE 80MM R7s-15 - 2.000H -20% ENERGY	80W → 120W → 160W → 230W	LINEARE 80MM R7s-15 2.000H	100W → 150W → 200W → 300W
HALO LINEARE 117MM R7s-15 - 2.000H -20% ENERGY	80W → 120W → 160W → 200W → 230W → 400W	LINEARE 117MM R7s-15 2.000H	100W → 150W → 200W → 250W → 300W → 500W
HALO TUBOLARE E14 - 2.000H -20% ENERGY	80W	TUBOLARE E14 2.000H	100W
HALO TUBOLARE E27 - 2.000H -20% ENERGY	60W → 80W → 120W → 200W	TUBOLARE E27 2.000H	75W → 100W → 150W → 250W

LED ENERGY: COMPARAZIONE CON LA TRADIZIONALE LAMPADA
LED ENERGY: COMPARATIVE ANALYSIS WITH TRADITIONAL LAMP

LIFE ENERGY		TRADITIONAL LAMP	
GOCCIA LED E27 - 25.000H -85% ENERGY	4,6W → 5,8W → 9,5W	GOCCIA STANDARD E27 2.000H	25W → 40W → 60W
REFLECTOR LED E27 - 25.000H -85% ENERGY	4,6W → 5,8W	REFLECTOR STANDARD E27 2.000H	25W → 40W
SFERA LED E14 - 25.000H -85% ENERGY	4,6W → 5,8W	SFERA STANDARD E14 2.000H	25W → 40W
SFERA LED E27 - 25.000H -85% ENERGY	4,6W → 5,8W	SFERA STANDARD E27 2.000H	25W → 40W
OLIVA LED E14 - 25.000H -85% ENERGY	4,6W → 5,8W	OLIVA STANDARD E14 2.000H	25W → 40W
GU10 LED E27 - 25.000H -85% ENERGY	4,6W → 5,8W	GU10 STANDARD E27 2.000H	25W → 40W
G4 LED G4 - 10.000H -85% ENERGY	0,3W	G4 ALOGENA G4 - 2.000H	1W
MR16 LED GU5,3 - 50.000H -85% ENERGY	3W	MR16 ALOGENA GU5,3 2.000H	15W
GU10 LED GU10 - 50.000H -85% ENERGY	3W	GU10 ALOGENA GU10 1.000H	15W
PAR 16 LED E27 - 50.000H -85% ENERGY	1,4W	PAR 16 ALOGENA E27 2.000H	7W
PAR 20 LED E27 - 50.000H -85% ENERGY	2W	PAR 20 ALOGENA E27 2.500H	10W
PAR 30 LED E27 - 50.000H -85% ENERGY	2,4W	PAR 30 ALOGENA E27 2.500H	20W