

Platax LED



Caratteristiche tecniche

Plafoniera compatta stagna idonea per applicazioni civili, commerciali, alberghiere ecc. dove sono richieste caratteristiche di protezione contro l'ingresso di polveri o liquidi.

Corpo e cornice: in nylon rinforzato con fibre di vetro, guarnizione in silicone, viteria imperdibile.

Diffusore: in policarbonato opale antiurto ed autoestinguento.

Cablaggio: composto da alimentazione 220-240V 50Hz, cavi in PVC HT 105° non propagante la fiamma, doppio isolamento a LED. Platax è installabile sia per impianto sotto parete che esterno; l'ingresso cavo è predisposto per un serracavo di diametro 16 mm.

Confezione: in cartone IP 55 / Classe isolamento I

Durata fino a 30.000h.

Technical features

Compact waterproof fitting suitable for civil, commercial, hotel applications, etc. where fixtures need to be protected against the entry of dust or liquids.

Body and frame: made of nylon reinforced with glass fibres, silicone gasket, non-loosening screws.

Diffuser: made of shockproof and self-extinguishing opal polycarbonate.

Wiring: includes 220-240V 50Hz control gear, non-flame propagating PVC HT 105° cables, double insulated LED-based system. Platax can be installed in both concealed and outdoor circuits; the cable entry is configured for a 16 mm diameter cable gland.

Packaging: cardboard

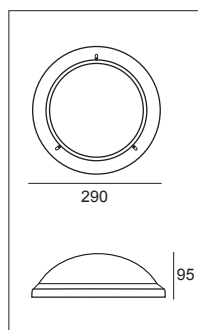
IP 55 / Insulation Class I









Lamp-life up to 30,000 h

NEW

220-240V 50Hz      

**IP55
IK09**



COLOUR	W	V _{alim}	LED	Cl	lm	K		dm ³		CELL	Cod EAN	€ CAD.
	11	220-240	36x0,30W		1100	4000	006	9.00	1,20	555522.0101	004871	90,00
	11	220-240	36x0,30W		1100	4000	006	9.00	1,20	555523.0101	004949	90,00
	11	220-240	36x0,30W		1100	4000	006	9.00	1,20	555524.0101	004727	90,00

PROMO

Platax EYE LED



Caratteristiche tecniche

Plafoniera con sensore ad alta frequenza a 5,8 GHz e sorgente luminosa da 11W Led comparabile a una sorgente GLS da 100W, di colorazione neutra e gradevole, l'intensità della luce non cambia tonalità nel tempo, sensore invisibile estremamente sensibile e silenzioso nell'accensione, con risposta immediata.

È possibile regolare la sensibilità di rilevamento, la distanza di intervento e la soglia di luminosità (fig.1 e 2).

Corpo e cornice, diffusore, cablaggio, confezione: vedi testi Platax LED .

Durata fino a 30.000h.

Technical features

Fitting with 5.8 GHz high-frequency sensor and 11W LED light source equivalent to a traditional 100W GLS source, with neutral and pleasant colour, unaltered light intensity over time, extremely sensitive invisible sensor and silent switching-on, with instant response.

The detection sensitivity, intervention distance and luminosity threshold can be adjusted (Fig. 1 and 2).

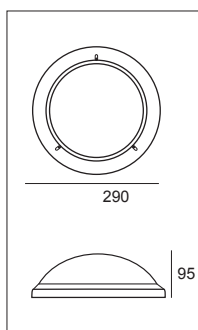
Body and frame, diffuser, wiring, Packaging: see Platax Led Text.









Lamp-life up to 30,000 h

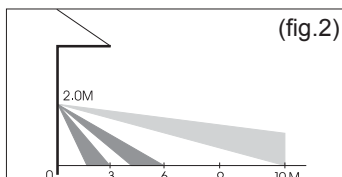
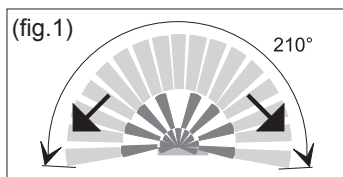
NEW

220-240V 50Hz      

**IP55
IK09**



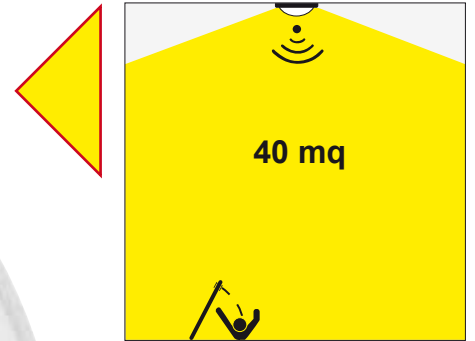
COLOUR	W	V _{alim}	LED	Cl	lm	K		dm ³		CELL	Cod EAN	€ CAD.
	11	220-240	36x0,30W		1100	4000	006	9.00	1,20	555525.0101	004796	125,00
	11	220-240	36x0,30W		1100	4000	006	9.00	1,20	555526.0101	005847	125,00
	11	220-240	36x0,30W		1100	4000	006	9.00	1,20	555527.0101	005830	125,00



Platax LED



Platax EYE LED

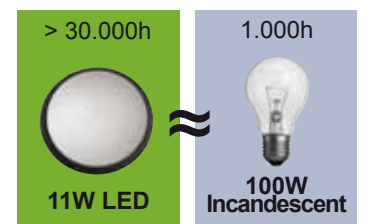


Platax EYE LED

- Potenza 11W
- Luce neutra 4000K
- Dimensioni 290x290x95mm
- Superficie massima coperta circa 40mq.

- Power 11W
- Neutral light 4,000K
- Dimensions 290x290x95mm
- Maximum surface area covered approx. 40mq.

**Platax LED
Platax EYE LED**



PROMO

